

Network and Service Infrastructures participation in ICT FP7

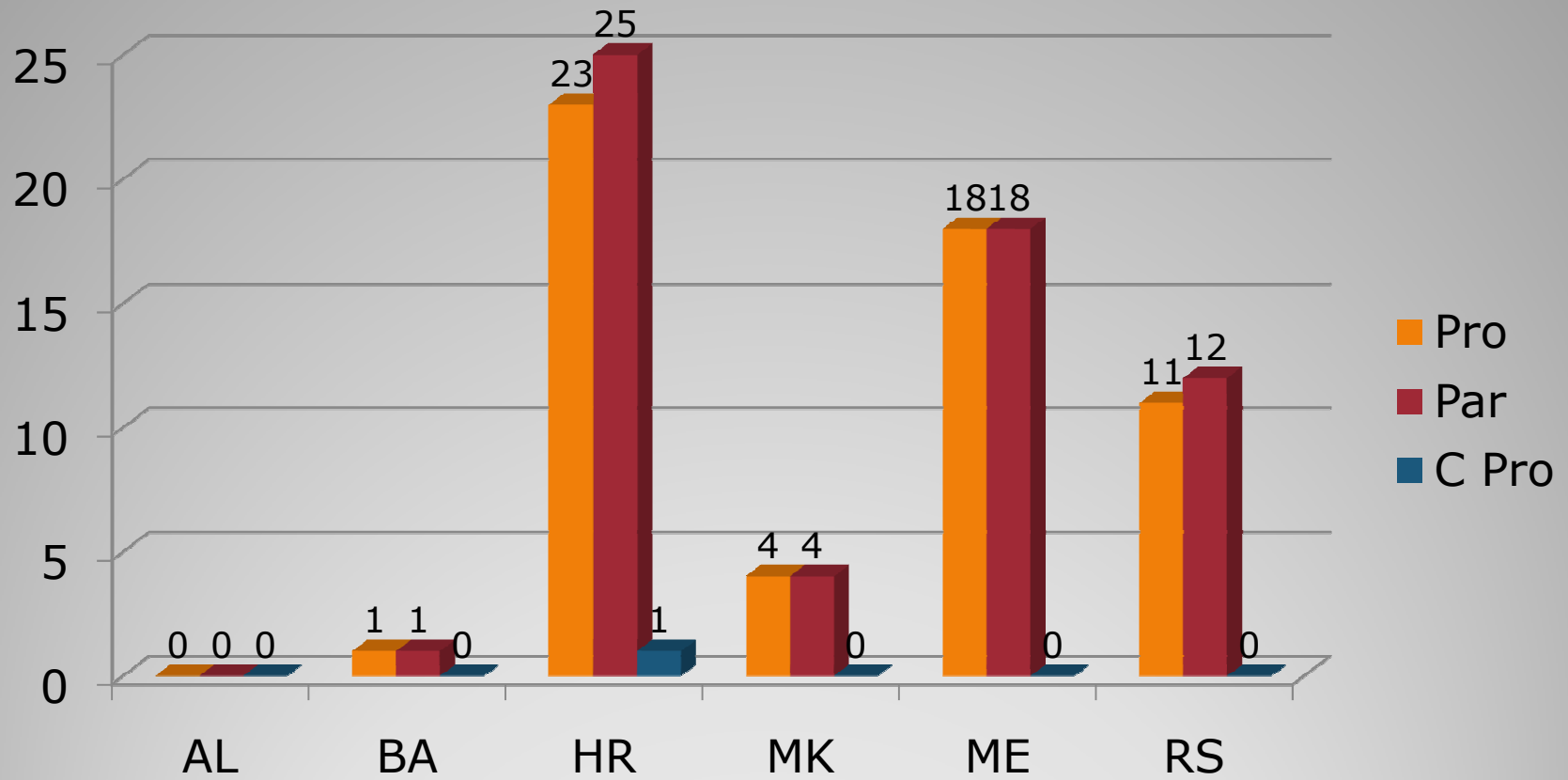
Vladimir Ristevski NCP ICT FP7

Challenge 1: Network and Service Infrastructures

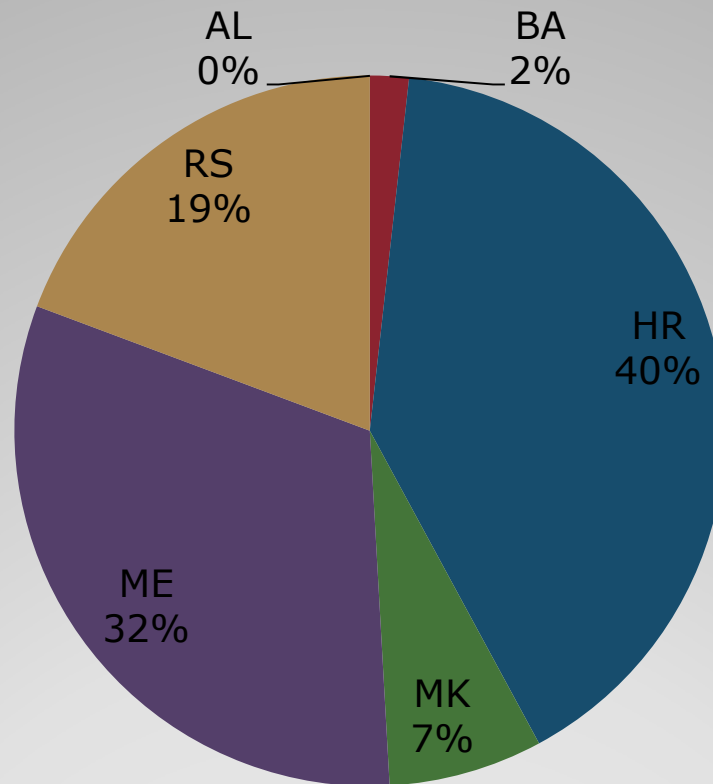
ICT CALL 1

Country	ISO	Any partner from Country				Coordinator from Country		
		Proposals	Participations	Cost (K€)	Grant (K€)	Proposals	Cost (K€)	Grant (K€)
Albania	AL	0	0	0	0	0	0	0
Bosnia and Herzegovina	BA	1	1	92	70	0	0	0
Croatia	HR	23	25	7.112	4.887	1	1.612	1.241
Macedonia	MK	4	4	1.407	1.066	0	0	0
Montenegro	ME	18	18	6.647	4.960	0	0	0
Serbia	RS	11	12	3.916	2.903	0	0	0
Total		57	60	19174	13886	1	1612	1241
Total for Call 1		10715	17366	9777732	6888457	1836	9777732	6888607

Participation in ICT Call 1



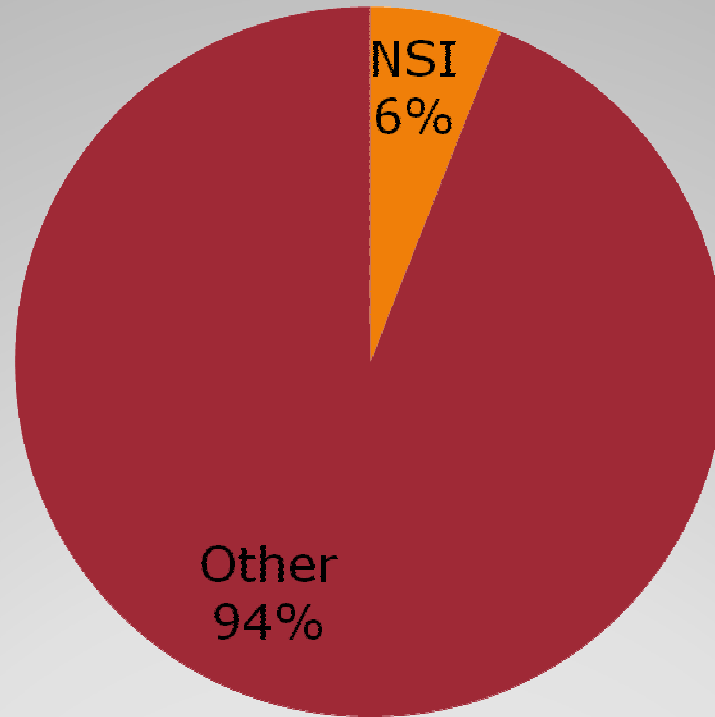
Participation in ICT Call 1



Participation in ICT Call 1

Objective	Number of Proposals
ICT-2007.1.1 The network of the future	172
ICT-2007.1.2 "Service and Software Architectures, Infrastructures and Engineering"	186
ICT-2007.1.3 "ICT in support of the networked enterprise"	91
ICT-2007.1.4 "Secure, dependable and trusted Infrastructures"	92
ICT-2007.1.5 Networked Media	100
Total	641

Network and Service Infrastructures Proposals Call 1



Network and Service Infrastructures in Call 1

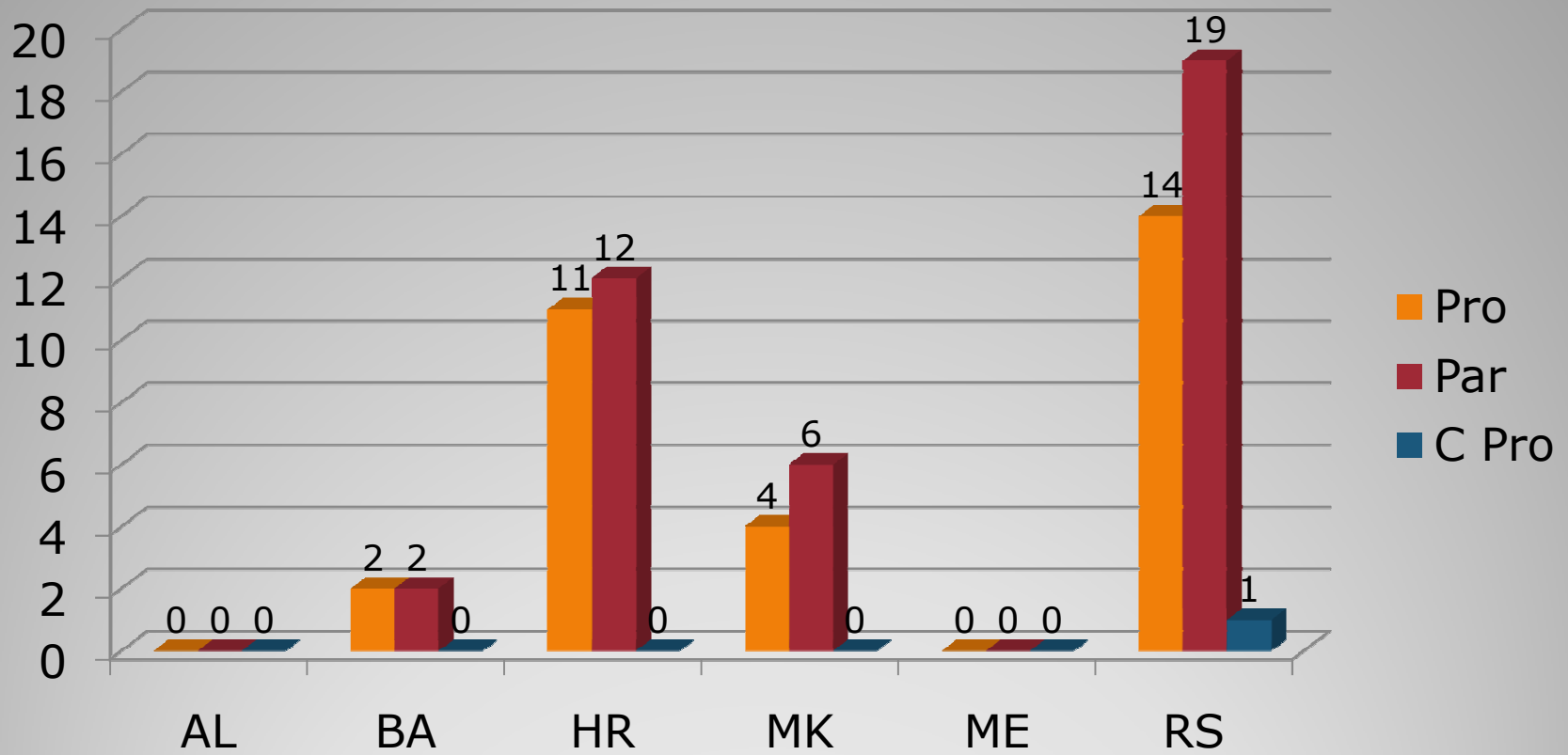
NSI Projects in FP7			
Country	ISO	Number of Projects	Name of the Project
Albania	AL		
Bosnia and Herzegovina	BA		
Croatia	HR	2	Q-IMPRESS; Bone
Macedonia	MK	1	ARAGORN
Montenegro	ME	1	SCORPION
Serbia	RS	5	SECMOVIRT; ModelWeb; SYNERGY; RDOPS; Sensei
	Total	9	

WB in Network and Service Infrastructures Projects Call 1

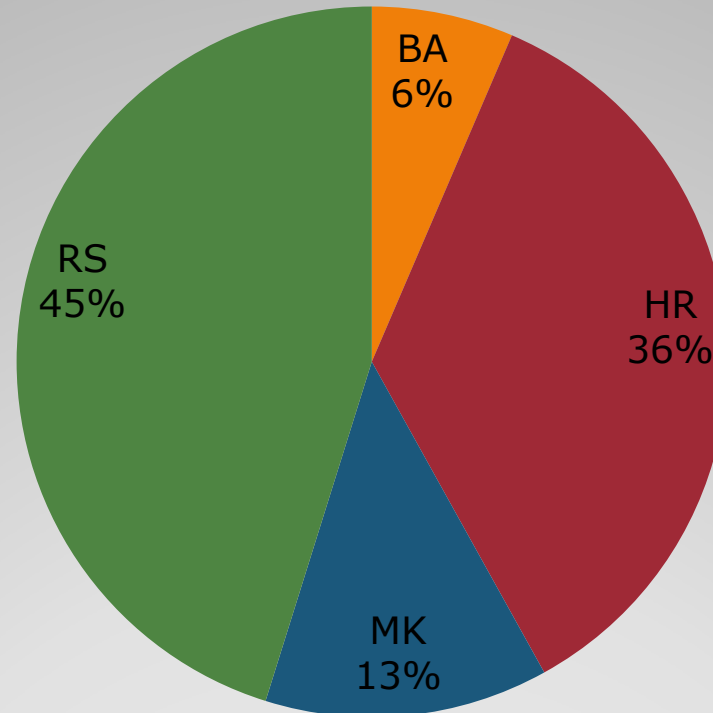
ICT CALL 2

Country	ISO	Any partner from Country				Coordinator from Country		
		Proposals	Participations	Cost (K€)	Grant (K€)	Proposals	Cost (K€)	Grant (K€)
Albania	AL	0	0	0	0	0	0	0
Bosnia and Herzegovina	BA	2	2	159	139	0	0	0
Croatia	HR	11	12	2777	2033	0	0	0
Macedonia	MK	4	6	1298	892	0	0	0
Montenegro	ME	0	0	0	0	0	0	0
Serbia	RS	14	19	5175	3958	1	2188	1674
Total		31	39	9409	7022	1	2188	1674
Total for Call 2		5102	8273	4272452	3043260	906	4272452	3043260

Participation in ICT Call 2



Participation in ICT Call 2



Participation in ICT Call 2

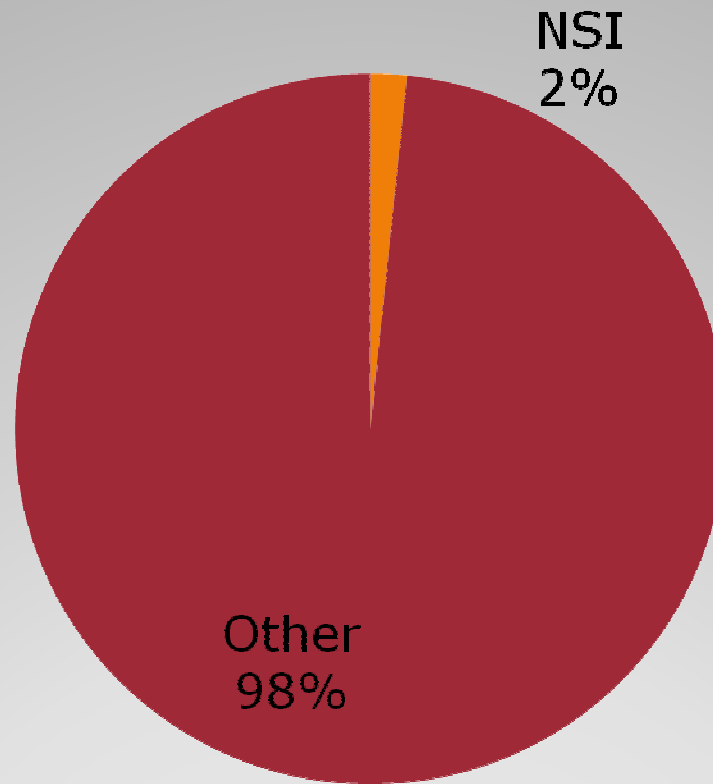
Objective

ICT-2007.1.6 "New Paradigms and
Experimental Facilities"

Number of Proposals

84

Network and Service Infrastructures Proposals Call 2

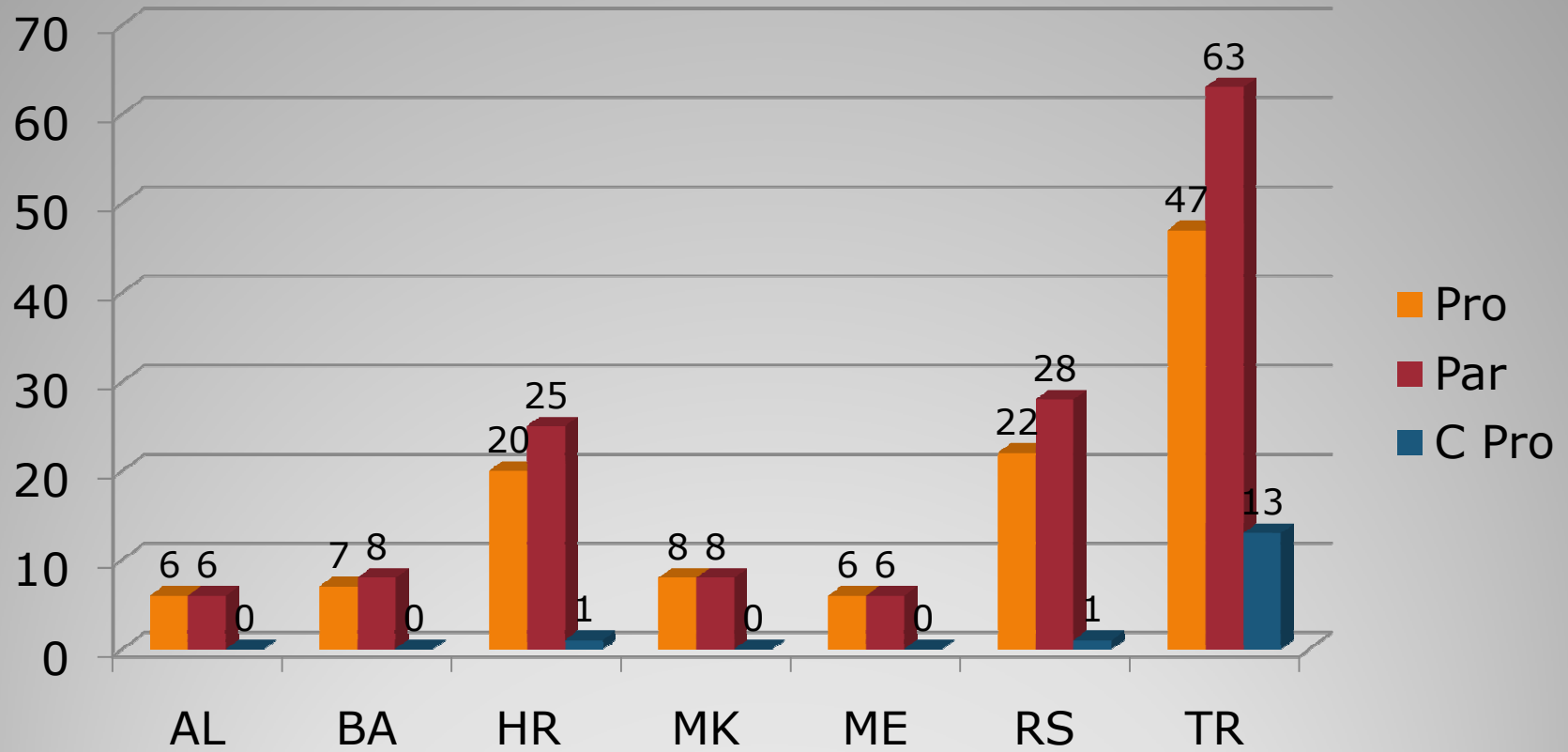


Network and Service Infrastructures in Call 2

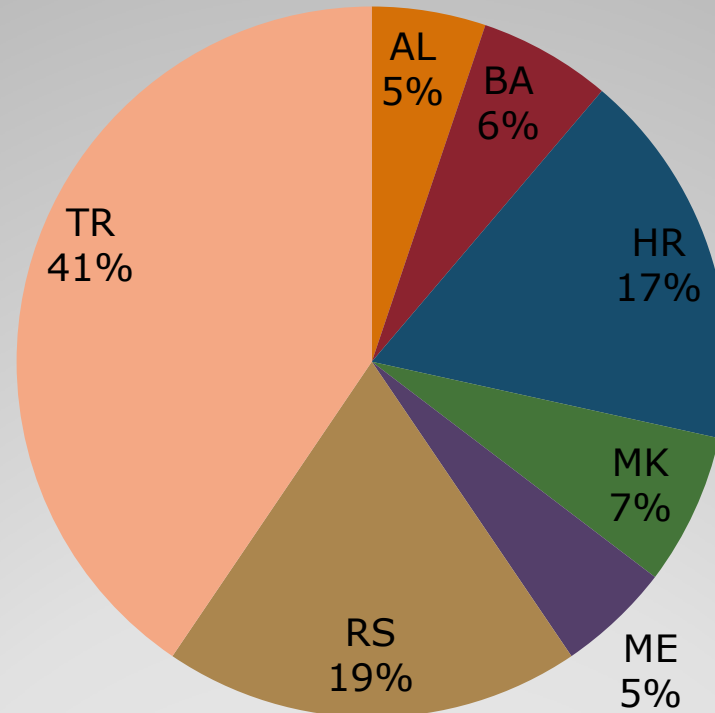
ICT CALL 3

Country	ISO	Any partner from Country				Coordinator from Country		
		Proposals	Participations	Cost (K€)	Grant (K€)	Proposals	Cost (K€)	Grant (K€)
Albania	AL	6	6	287	265	0	0	0
Bosnia and Herzegovina	BA	7	8	397	388	0	0	0
Croatia	HR	20	25	6685	5128	1	1055	942
Macedonia	MK	8	8	1379	1182	0	0	0
Montenegro	ME	6	6	256	254	0	0	0
Serbia	RS	22	28	6184	4948	1	3045	2294
Total		69	81	15188	12165	2	4100	3236
Total for Call3		4550	6691	3625746	2682894	829	3625746	2682894

Participation in ICT Call 3



Participation in ICT Call 3

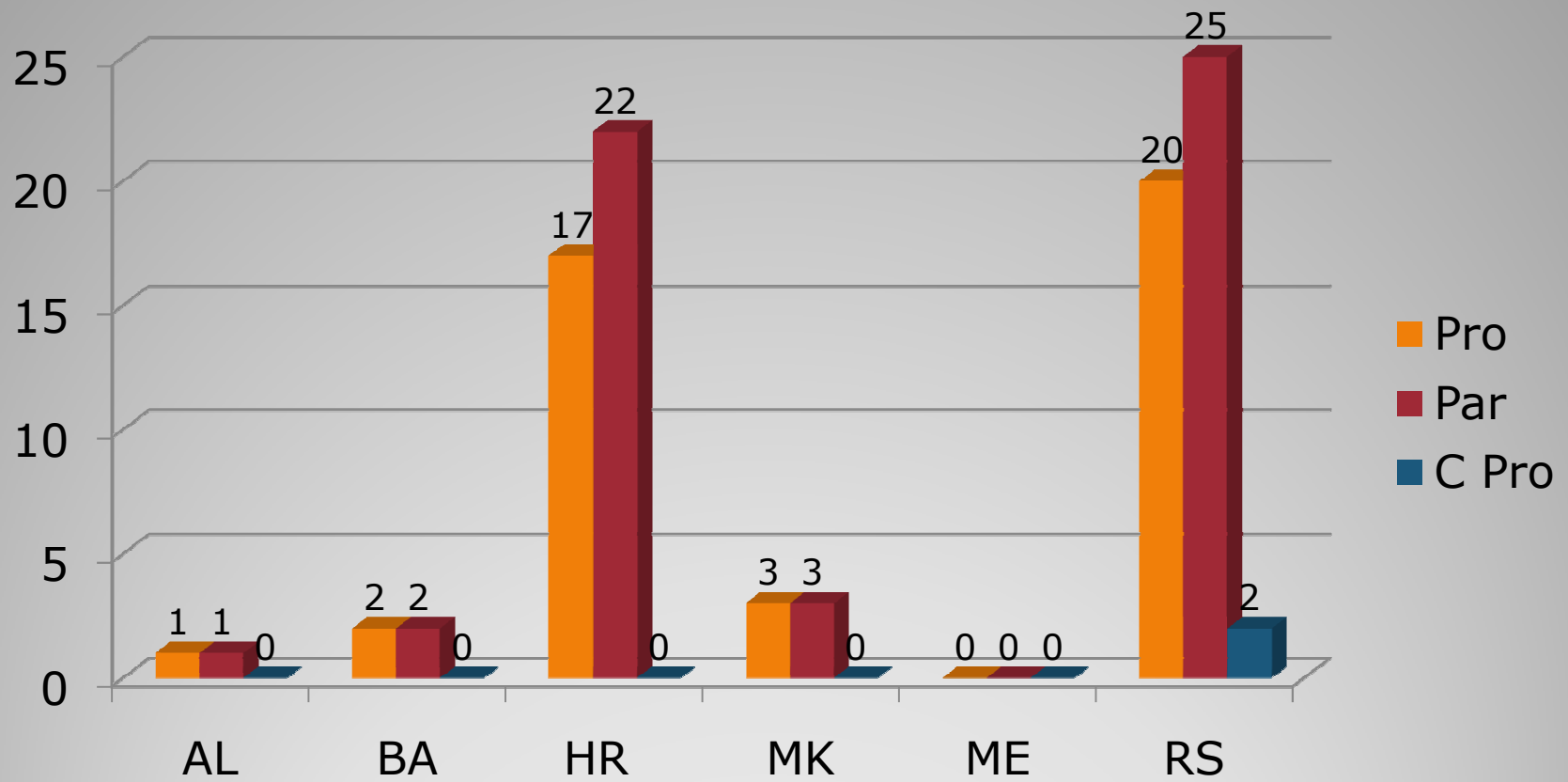


Participation in ICT Call 3

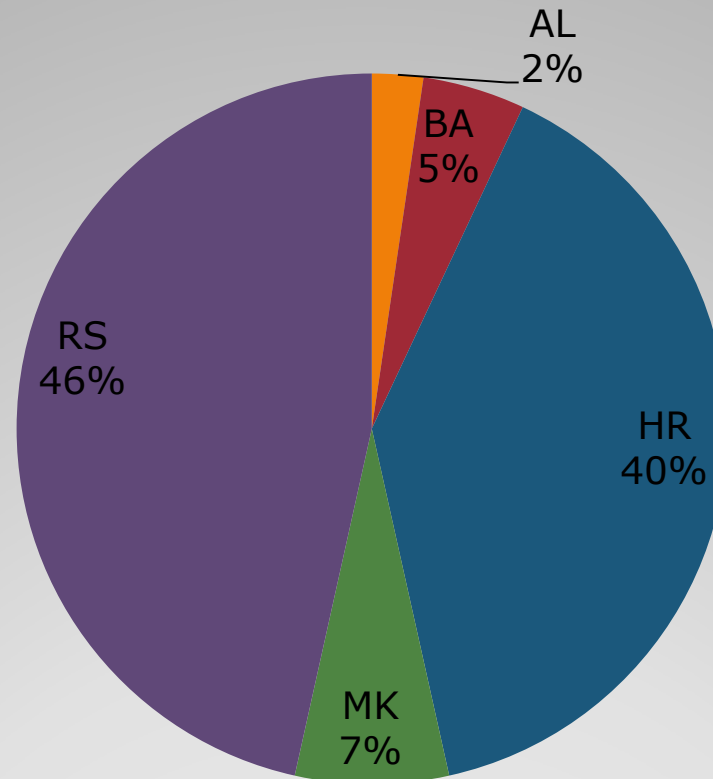
ICT CALL 4

Country	ISO	Any partner from Country				Coordinator from Country		
		Proposals	Participations	Cost (K€)	Grant (K€)	Proposals	Cost (K€)	Grant (K€)
Albania	AL	1	1	112	57	0	0	0
Bosnia and Herzegovina	BA	2	2	353	263	0	0	0
Croatia	HR	17	22	8195	5872	0	0	0
Macedonia	MK	3	3	655	491	0	0	0
Montenegro	ME	0	0	0	0	0	0	0
Serbia	RS	20	25	7511	5432	2	6947	5363
Total		43	53	16171	12115	2	6947	5363
Total for Call 4		6921	10800	5797828	4144130	1267	5797828	4144130

Participation in ICT Call 4



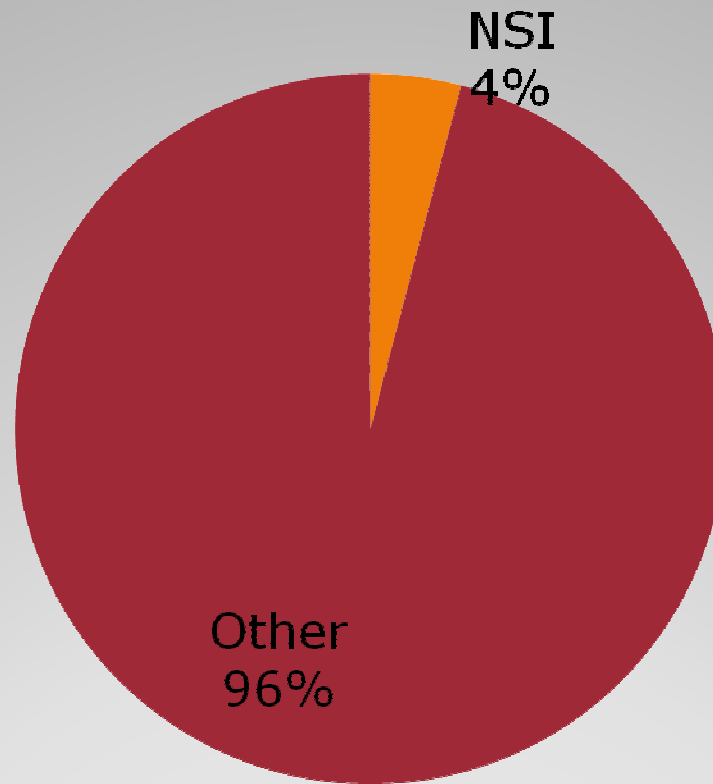
Participation in ICT Call 4



Participation in ICT Call 4

Objective	Number of Proposals
ICT.2009.1.1 The network of the future	145
ICT.2009.1.5: Networked Media and 3D Internet	139
Total	284

Network and Service Infrastructures Proposals Call 4



Network and Service Infrastructures in Call 4

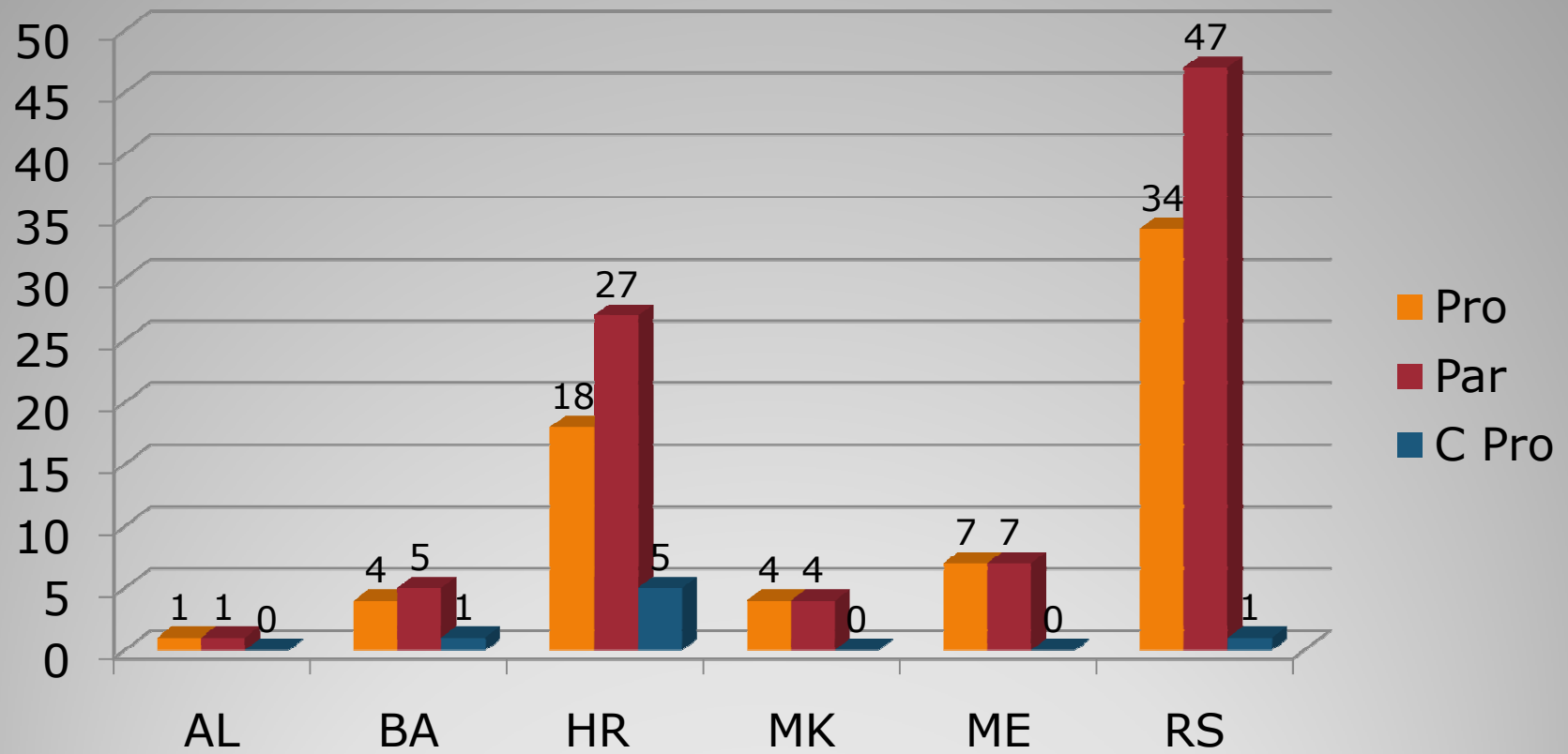
				NSI Projects in FP7
Country	ISO	Number of Projects	Name of the Project	
Albania	AL			
Bosnia and Herzegovina	BA			
Croatia	HR	1	CARE	
Macedonia	MK	2	FARAMIR; QUASAR	
Montenegro	ME			
Serbia	RS	1	LOLA	
	Total	4		

WB in Network and Service Infrastructures Projects Call 4

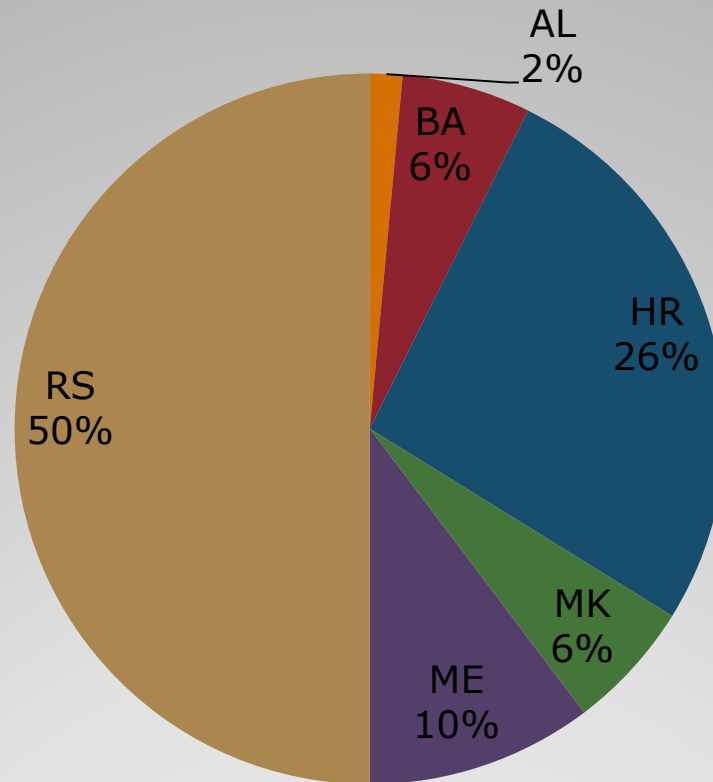
ICT CALL 5

Country	ISO	Any partner from Country				Coordinator from Country		
		Proposals	Participations	Cost (K€)	Grant (K€)	Proposals	Cost (K€)	Grant (K€)
Albania	AL	1	1	19	17	0	0	0
Bosnia and Herzegovina	BA	4	5	623	578	1	582	582
Croatia	HR	18	27	11230	8328	5	23702	17829
Macedonia	MK	4	4	322	261	0	0	0
Montenegro	ME	7	7	1454	1133	0	0	0
Serbia	RS	34	47	17475	12397	1	3304	2505
Total		35	45	13760	10374	6	24284	18411
Total for Call 5		7752	11954	6629484	4729464	1424	6629484	4729464

Participation in ICT Call 5



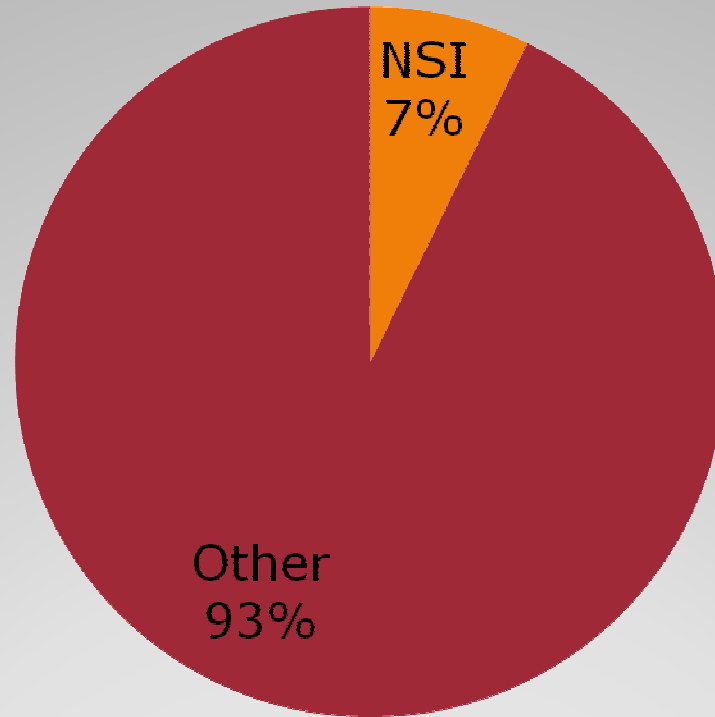
Participation in ICT Call 5



Participation in ICT Call 5

Objective	Number of Proposals
ICT-2009.1.1 The network of the future	117
ICT-2009.1.2 "Internet of Services, Software and Virtualisation"	195
ICT-2009.1.3 "Internet of Things and Enterprise environments"	82
ICT-2009.1.4 "Trustworthy ICT"	122
ICT-2009.1.6: Future Internet experimental facility and experimentally-driven research	48
Total	564

Network and Service Infrastructures Proposals Call 5



Network and Service Infrastructures in Call 5

- Ongoing negotiations

**Network and Service
Infrastructures in Call 5**

ICT CALL 6



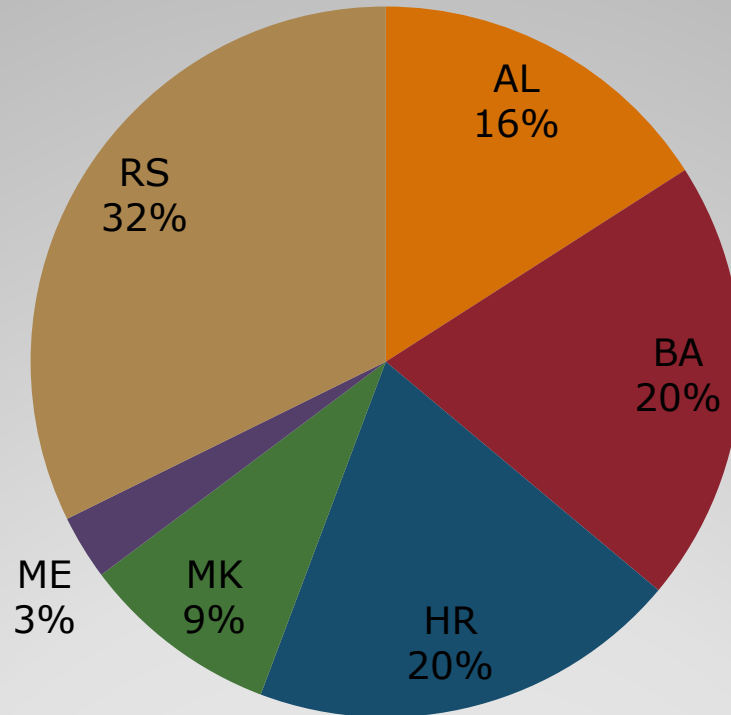
Total	637
-------	-----

637

Participation in ICT Call 6

Country	ISO	Population
Albania	AL	3,639,453
Bosnia and Herzegovina	BA	4,613,414
Croatia	HR	4,489,409
Macedonia	MK	2,066,718
Montenegro	ME	672,180
Serbia	RS	7,379,339
	Total	

Population



Population

- <http://www.future-internet.eu/activities/fp7-projects.html>
- http://cordis.europa.eu/fp7/ict/programme/challenge1_en.html

More information